



Part No.

HRG91

Industrial Relay

ISO9001 ISO14001

Features:

- ⇒ Size :32.0×27.5×28.0(mm)
- ⇒ Max.40A switching capability
- ⇒ Available in PCB and quick connect terminales
- ⇒ 1 Form A ,1 Form B,1 Form C available



Odering Information

HRG91 - S - DC12V - C - H - X
 ① ② ③ ④ ⑤ ⑥

- ① Part No.
- ② Enclosure :Plastic sealed
- ③ Coil Voltage :
DC 5 ,6, 9,12, 24V,48V
- ④ Contact form:
A: 1N/O C: 1C/O B : 1N/C
- ⑤ Special requirment
H : NO:40A NC :30A
Nil: NO:30A NC: 20A
- ⑥ Special requirment

Specification:

Contact	Characteristics
Contact Form 1 Form A , 1 Form B , 1 Form C	Insulation resistance Min 1000MΩ(500VDC)
Contact Material Ag Alloy	Dielectric Between contact 1500VAC 1min
Contact Resistance 100 mΩ(6VDC 1A)	Strength Between coil &contact 2500VAC 1min
Contact Rating(Resistance Load)	Operate time ≤ 15ms
C: NO:30A NC : 20A 250VAC 30VDC	Release time ≤ 10ms
CH: NO:40A NC :30A 250VAC 30VDC	Shock Enduranc 100 m/s ²
Max Switching Voltage 277VAC/35VDC	Resistance Damage 1000 m/s ²
Max Switching Current 40 / 30 A	Vibration Resistance 10-55 HZ 1.5mm DA
Max Switching Power 7500VA 560W	Humidity 35%-95% RH
Electrical Life 100,000 ops	Ambient Temperature -40 °C to 85°C
Mechanical Life 1,000,000 ops	Weight Approx. 29.0g

Noted :the data are initial value

Coil Data: at 23°C

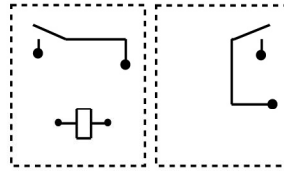
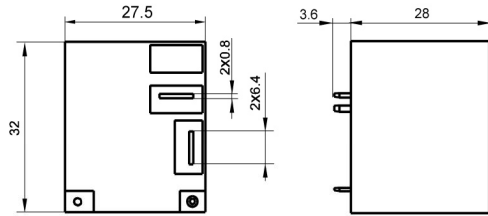
(900mW)

Nominal Voltage VDC	Operate Voltage Max VDC	Release Voltage Min VDC	Max Voltage VDC	Coil Resistance Ω +/- 10%
5	3.50	0.50	6.50	27
6	4.20	0.60	7.80	40
9	6.30	0.90	11.70	97
12	8.40	1.20	15.60	160

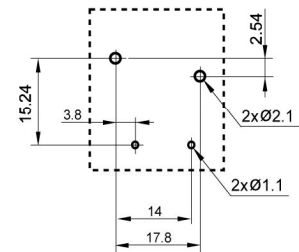
24	16.80	2.40	31.20	660
48	33.60	4.80	62.40	2560

Dimension(mm)

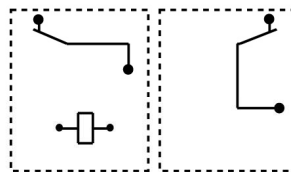
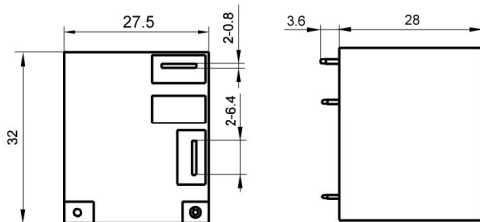
Tolerance ± 0.2



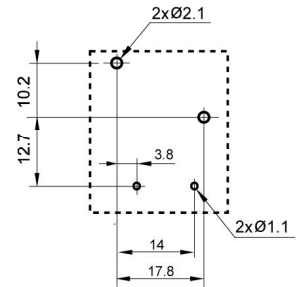
Bottom Top



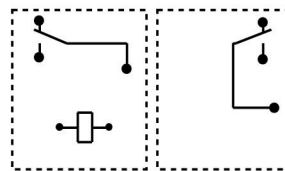
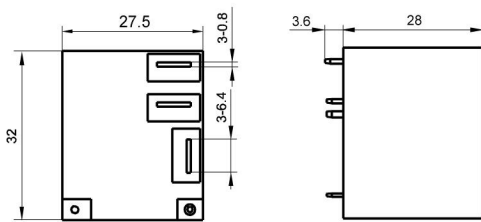
1A



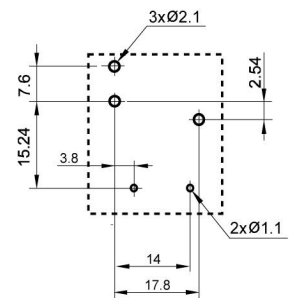
Bottom Top



1B



Bottom Top



1C